

- EtherNET/IP
- Intelligent functions



General attributes

Approvals / Conformity

UL94
ODVA
CSA
CE
BNI EIP-502-105-Z015.eds
IP67 (when connected)
Yes, LED green
Yes, LED green
Yes, LED green
Yes, LED yellow
See short guide
Ground strap
Circlip
4x plugs M12
Screw M4x6
Short guide
20x labels
EtherNET

Device description file
Enclosure Type per IEC 60529
Indicator actuators supply UA
Indicator IO-Link comm.
Indicator sensors supply US
Indicator switching function
Mounting instruction
Scope of delivery

Transmission protocol

Electrical attributes

Address range
Bus system
Configurable in-/outputs
Current sum US (Sensor)
Eff. operating voltage Ue DC
Inputs
IO-Link

IPV4
EtherNET/IP
Yes
9.0 A
24 V
PNP, Type 2
Master

IO-Link Specification

Number of auxiliary interfaces
Number of inputs
Number of outputs 2A
Operating voltage UB max. DC [V]
Operating voltage UB min. DC [V]
Switching output
Transfer rate

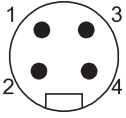
1.1
4x IO-Link
16
16
30.2 V
18 V
PNP
COM3 (230.4 kBaud)
COM2 (38.4 kBaud)
COM1 (4.8 kBaud)
100 Mbit/s
10 Mbit/s

Transfer rate max.
Transfer rate min.

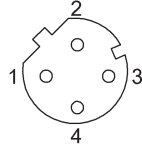
Mechanical attributes

Ambient temperature Ta max.
Ambient temperature Ta min.
Height
Housing material
Housing shield
Length
Mounting ground strap
Mounting type
Number of plug-in positions
Storage temperature max.
Storage temperature min.
Style
Surface protection
Width

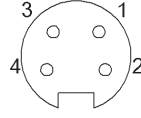
55 °C
-5 °C
37.9 mm
GD-ZnAl4Cu1 (die-cast zinc)
Yes
224.0 mm
M4
2-hole screw mounting
8
70 °C
-25 °C
Two-row
Cu 15 µ / Ni 15 µ
68.0 mm



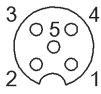
PIN 1: +24V
PIN 2: +24V
PIN 3: 0V
PIN 4: 0V
Power In



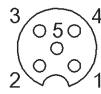
Ethernet IP
PIN 1: Tx+
PIN 2: Rx+
PIN 3: Tx-
PIN 4: Rx-



PIN 1: +24V
PIN 2: +24V
PIN 3: 0V
PIN 4: 0V
Power Out



IO-Link
PIN 1: +24V, 1.6A
PIN 2: In-/output 2A
PIN 3: 0V
PIN 4: IO-Link / I / O 1.6A
PIN 5: n.c.



I/O Ports
PIN 1: +24V, 0.2A
PIN 2: In-/output 2A
PIN 3: DGND
PIN 4: In-/output 2A
PIN 5: Function ground