

- DeviceNet
- Output module



General attributes

Approvals / Conformity
Enclosure Type per IEC 60529
Indicator actuators supply UA
Indicator switching function
Mounting instruction
Scope of delivery

CE
IP67 (when connected)
Yes, LED green
Yes, LED yellow
See short guide
20x labels
Ground strap
Short guide
Screw M4x6
4x plugs M12
Circlip

Switching output
Transfer rate max.
Transfer rate min.

PNP
500 kBaud
125 kBaud

Mechanical attributes

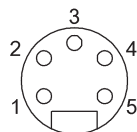
Ambient temperature Ta max.
Ambient temperature Ta min.
Connection Aux Power
Height
Housing material
Housing shield
Length
Mounting ground strap
Mounting type
Number of plug-in positions
Storage temperature max.
Storage temperature min.
Style
Surface protection
Width

70 °C
-5 °C
4-pin male 7/8"
37.9 mm
GD-ZnAl4Cu1 (die-cast zinc)
Yes
224.0 mm
M4
2-hole screw mounting
8
70 °C
-25 °C
Two-row
Cu 15 µ / Ni 15 µ
68.0 mm


Electrical attributes

Address range
Bus system
Configurable in-/outputs
Eff. operating voltage Ue DC
Number of outputs 2A
Operating voltage UB max. DC [V]
Operating voltage UB min. DC [V]

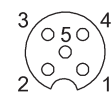
0-63
DeviceNet
No
24 V
8
30.2 V
18 V



DeviceNet output
PIN 1: Shield
PIN 2: +24V
PIN 3: 0V
PIN 4: CAN H
PIN 5: CAN L



Aux Power
PIN 1: +24V
PIN 2: +24V
PIN 3: 0V
PIN 4: 0V

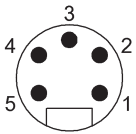


Output Ports
PIN 1: not used
PIN 2: not used
PIN 3: 0V
PIN 4 Output 1
PIN 5: Function ground

Network interface

BNI DNT-202-000-Z005
BNI0002

BALLUFF
sensors worldwide



DeviceNet input
PIN 1: Shield
PIN 2: +24V
PIN 3: 0V
PIN 4: CAN H
PIN 5: CAN L