

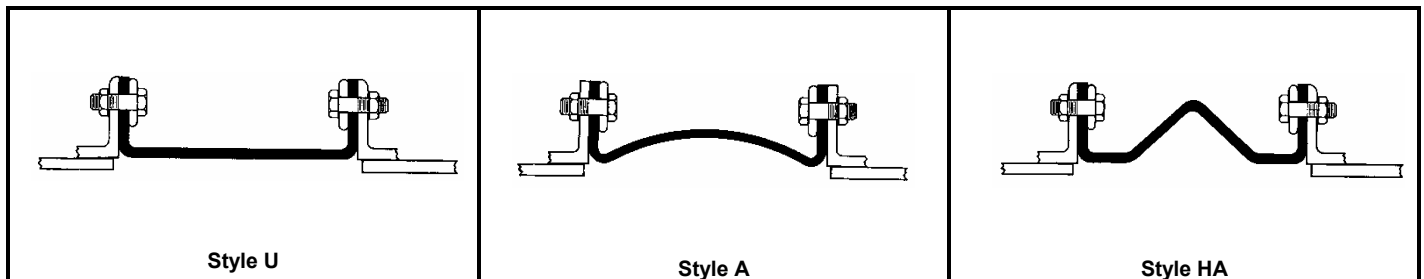
UNISOURCE DUCT EXPANSION JOINTS

OVERVIEW:

Unisource Duct Expansion Joints span a broad spectrum of construction types and intended applications. Low pressure, low spring-rate duct joints are available in elastomeric styles, metal bellows type, and also in high-temperature flexible composite material.

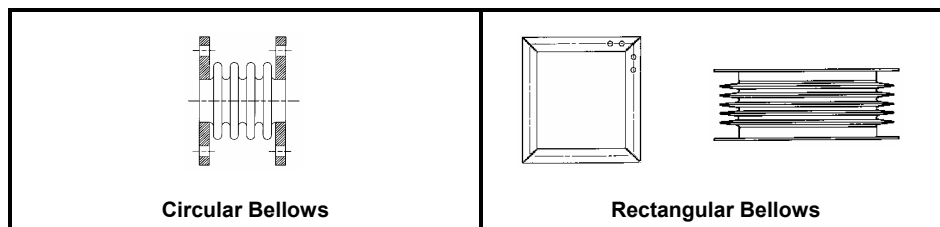
Elastomeric Style

UNISOURCE SERIES ED expansion joints are elastomeric in both body and flange and are available in Neoprene, Hypalon, EPDM, Butyl, or fluoroelastomer Viton. Standard circular expansion joints have integral duct and rubber flanges, drilled to order. Rectangular style also incorporates rubber flanges, utilizing square corners and special drilling. The inherent flexibility of rubber provides long service life even in applications of high vibration or flutter. Three basic configurations are available--**Style "U"**, a U-joint designed for normal ducting movements; **Style A** for increased axial movement capabilities without pre-extension or compression; and **Style HA** to compensate for large movements. Elastomeric duct joints can be constructed for duct systems operating up to 400° F.



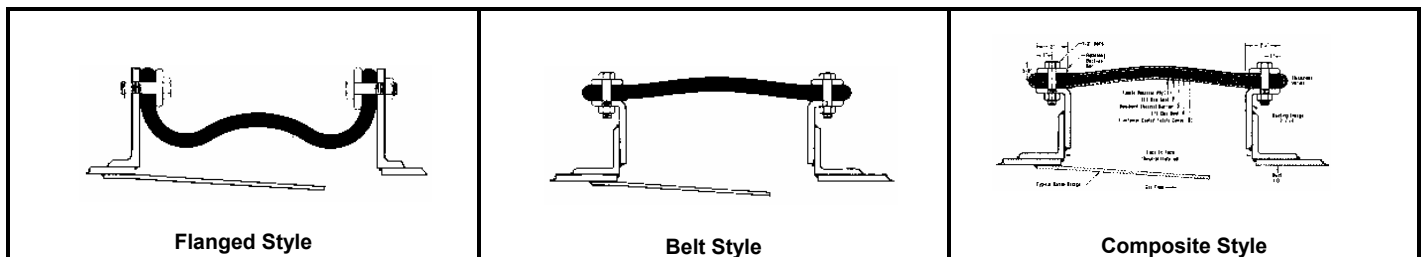
Metal Bellows Style

UNISOURCE SERIES MBD are a metallic bellows style expansion joint. Style MBD can be constructed in standard low pressure, low spring-rate circular designs or in rectangular configuration. End connections can be flanged, beveled weld end, or other custom designs. Bellows can be constructed of Series 300 stainless steel or one many special exotic alloys. Temperature capabilities range as high as 1800° F.



Fabric Expansion Joints

UNISOURCE SERIES CD fabric expansion joints have the advantage of being installed in light weight belt configurations. Special framework designs allow the user to stock bulk expansion joint material and install without delays, expensive equipment, or excessive downtime. Metallic flanges can be combined with belt fabric in the factory when needed. Composite style belts are available to handle any abrasive, corrosive, and heavy ash-laden operating conditions up to 1700° F.



8040NE 33rd Drive/Portland, OR 97211 (503) 281-3781 / Fax (503) 287-4818
3725 North 25th Avenue/ Schiller Park, IL 60176

1-800-234-2566