



Contact Protection Relay with Optional Latching Function



measuring
•
monitoring
•
analyzing

MSR



- For Protection of Reed Contacts
- 8A Max. Switching Capability
- 1 or 2 SPDT Contacts
- Precise Switching Behavior
- Latching Version Available




KOBOLD companies worldwide:

ARGENTINA, AUSTRIA, BELGIUM, BULGARIA, CANADA, CHILE, CHINA, COLOMBIA, CZECH REPUBLIC, EGYPT, FRANCE, GERMANY, GREAT BRITAIN, HUNGARY, INDIA, INDONESIA, ITALY, MALAYSIA, MEXICO, NETHERLANDS, PERU, POLAND, ROMANIA, SINGAPORE, SOUTH KOREA, SPAIN, SWITZERLAND, TAIWAN, THAILAND, TUNISIA, TURKEY, USA, VIETNAM

KOBOLD Instruments, Inc.
1801 Parkway View Drive
Pittsburgh, PA 15205
Main Office:
1.800.998.1020
1.412.788.4890
info@koboldusa.com
www.koboldusa.com

Description

The KOBOLD MSR is comprised of a power supply unit, an isolation amplifier and a switching amplifier. The switch capacity of reed contacts is often exceeded when switching capacitive, inductive or high current loads, typically resulting in greatly decreased contact life. Using the MSR eliminates these problems and extends the service life of the reed switch. Models MSR-010 and MSR-020 have a timed response to help reduce chatter and clearly define the switching operation. The model MSR-011 is used as a latching relay and is well suited for easy high and low level control of a pump or fill/drain valve.



Specifications

Input Power

Standard: 230 VAC -10%, +6%,
50...60 Hz
6 VA Nominal

Optional: 24 VDC
24 VAC
110 VAC

Input Control Voltage: 35-40 VDC, Electrically Isolated

Input Pulse Width Ratio: 1:100 Nominal

Contact Resistance: ≤ 4.7 kOhm

Pulse Width: 500 μ s Nominal

OFF Delay: Approx. 0.5 seconds

Relay Output: MSR-010
(1 SPDT Contact)
MSR-020
(2 SPDT Contacts)
MSR-011
(1 SPDT Latching Contact)
Max. 250 VAC / 8 A
Min. 24 VDC / 0.1 A

Aux. Control Voltage: 24 VDC @ 20 mA Max.

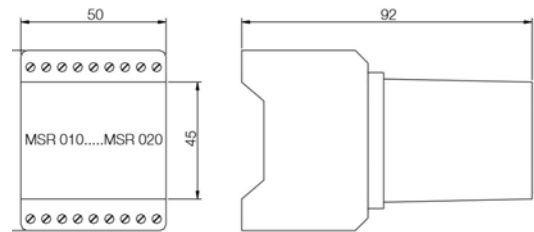
Ingress Protection: Terminals IP 20

Case Material: Red Polyamide, 6/6

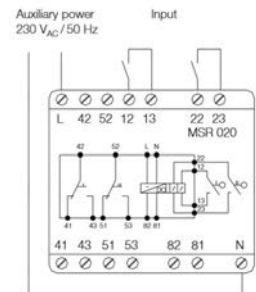
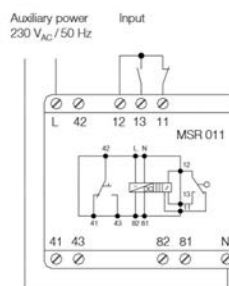
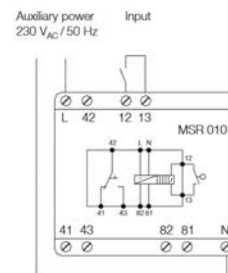
Temperature Range: 32...158 °F

Mounting: Standard DIN Rail 35 mm x 7.5 mm

Dimensions (mm)



Wiring Diagrams



Order Details (Example: **MSR-011 P03**)

Model	Relay Output
MSR-010..	1 SPDT Contact
MSR-020..	2 SPDT Contacts
MSR-011..	1 SPDT Latching Contact
Supply Voltages (Add Suffix to Part Number Above)	
	..P01 = 24 VDC
	..P02 = 24 VAC
	..P03 = 110 VAC