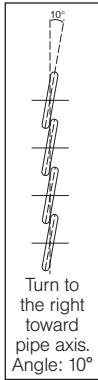
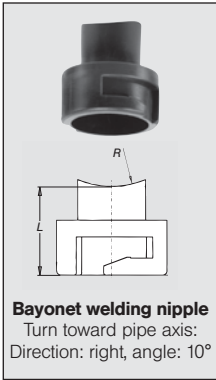
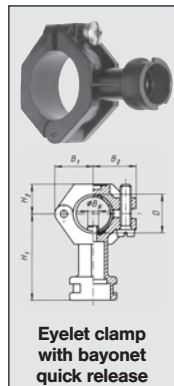
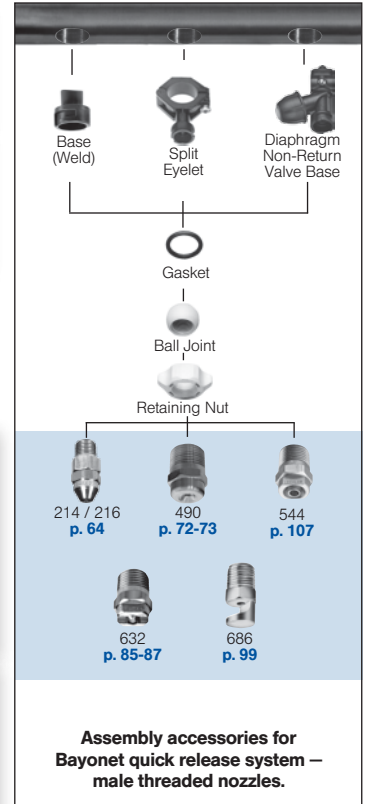




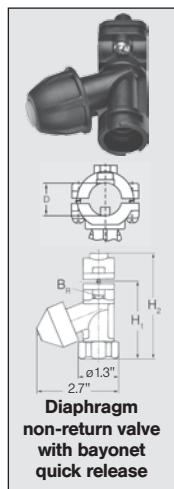
Bayonet bases (split eyelets, diaphragm non-return valve, and welding nipple)



For series	Ordering no.	Material	Dimensions (in.)			Weight (lb.)
			L	R	D	
302 bay, 422 bay, 2TR 468 652 679 684	095.016.53.08.05	PP	.98	.63	1.02	.01
	095.016.50.08.05	PVC	.98	.63	1.02	.01



For series	Ordering no.				Conn.	Screw (Material)	Pipe ø	Drill hole diameter	Opening pressure (psi)	Closing pressure (psi)	Dimensions (in.)						Weight (lb.)	
	Type	Material no.									H ₁	H ₂	ø B _R	B ₁	B ₂	B ₃		
		51	53	5E														56
302 bay, 422 bay, 2TR 468 652 679 684	090.003	○	○	○	-	KA	303 SS	1/2"	9/32"	-	-	1.95	.65	.25	.84	.94	.73	.05
	090.013	○	○	○	-	KA	303 SS	3/4"	5/16"	-	-	2.07	.69	.31	.97	1.04	.87	.06
	090.023	○	○	○	-	KA	303 SS	1"	7/16"	-	-	2.25	.83	.43	1.18	1.22	.87	.07

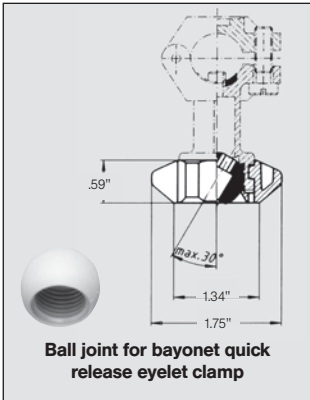


302 bay, 422 bay, 2TR 468 652 679 684	065.272	-	-	-	○	KH	303 SS	1/2"	1/4"	12	9	2.32	3.31	.24				.11
	065.272	-	-	-	○	KL	303 SS	3/4"	25/64"	12	9	2.60	3.55	.38				.12

Example Type + Material no. + Conn. = Ordering no.
for ordering: 090.003 + 51 + KA = 090.003.51.KA




Ball joint system for nozzles with 1/8" or 1/4" male thread.



For series	Ordering no.			Color	Weight (oz.)
	Type	Mat. no.	Connection		
		PVDF 5E	Female NPT 1/8" 1/4"		
For all nozzles with 1/8" or 1/4" male thread	092. 150	○	BB BD	Blue	.064

Example Type + Material no. + Conn. = Ordering no.
for ordering: 092. 150 + 5E + BB = 092. 150. 5E. BB

Retaining nut with gasket for ball joint



For series	Ordering no.	Material	Color	Weight (oz.)
For ball joint	092. 150. 5E. 00	PVDF	Blue	.16