




Flat fan nozzles

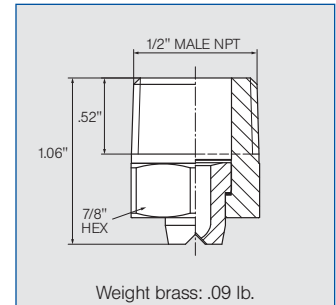
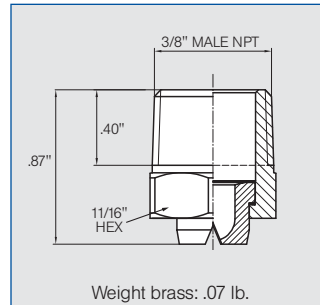
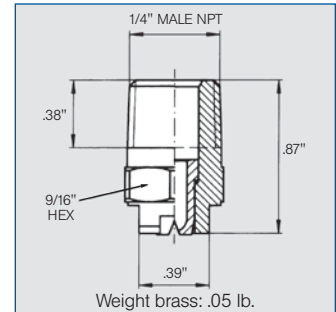
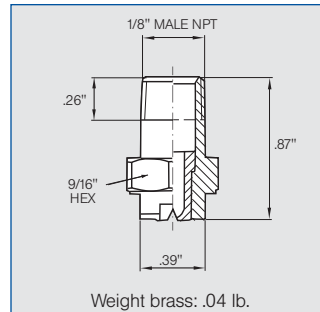

Series 632 / 633



Precision standard design axial flat fan nozzles. Stable spray angles at a wide range of pressures. Uniform parabolic distribution. Most capacities use Lechler's insert design.

Applications:

- Spray cleaning
- Lubricating
- Board and web rinsing
- Parts washing



Spray angle	Type	Ordering no.				Equivalent Orifice diam. (in.)	Free passage (in.)	Flow Rate (Gallons Per Minute)								Spray Coverage @ 30 psi					
		Material no.						Connection				10 psi		20 psi		liters per minute		80 psi		100 psi	
		303 SS 16 ¹⁾	316 SS 17 ²⁾	Brass 30	PVDF 5E			1/8"	1/4"	3/8"	1/2"	2 bar	40 psi	60 psi	80 psi	100 psi	H=10"	H=20"			
20°	632. 301	○	○	○	○	BA	BC	-	-	.028	.024	.05	.07	.32	.10	.12	.14	.16	.3	5	
	632. 361	○	○	○	○	BA	BC	-	-	.039	.032	.10	.14	.63	.20	.24	.28	.31	3	5	
	632. 441	○	○	○	○	BA	BC	-	-	.053	.043	.19	.27	1.3	.39	.48	.55	.61	3	6	
	632. 481	○	○	○	○	BA	BC	-	-	.059	.047	.25	.35	1.6	.50	.61	.70	.78	3	6	
30°	632. 302	○	○	○	○	BA	BC	-	-	.024	.020	.05	.07	.32	.10	.12	.14	.16	5	9	
	632. 362	○	○	○	○	BA	BC	-	-	.039	.028	.10	.14	.63	.20	.24	.28	.31	5	9	
	632. 402	○	○	○	○	BA	BC	-	-	.047	.035	.16	.22	1.0	.31	.38	.44	.49	5	9	
	632. 482	○	○	○	○	BA	BC	-	-	.059	.043	.25	.35	1.6	.50	.61	.70	.78	5	9	
	632. 562	○	○	○	○	BA	BC	-	-	.079	.059	.39	.55	2.5	.78	.95	1.1	1.2	5	9	
	632. 642	○	○	○	-	-	BC	-	-	.099	.071	.62	.88	4.0	1.2	1.5	1.8	2.0	5	9	
	632. 722	○	○	○	-	-	BC	-	-	.118	.095	.98	1.4	6.3	2.0	2.4	2.8	3.1	5	9	
	632. 762	○	○	○	-	-	BC	-	-	.138	.091	1.2	1.8	8	2.5	3	3.5	3.9	12	23	
	632. 802	○	○	○	-	-	BC	-	-	.158	.122	1.6	2.2	10.0	3.1	3.8	4.4	4.9	5	10	
	632. 882	○	○	○	-	-	-	BG	-	.197	.157	2.5	3.5	16.0	5.0	6.1	7.0	7.9	5	10	
	632. 922	○	○	○	-	-	-	BG	-	.217	.165	3.1	4.4	20.0	6.2	7.6	8.8	9.8	5	10	
	632. 962	○	○	○	-	-	-	BG	-	.236	.185	3.9	5.5	25.0	7.8	9.5	11.0	12.3	5	10	
	633. 002	○	-	-	-	-	-	BG	-	.276	.220	4.9	6.9	31.5	9.8	12.0	13.9	15.5	5	10	

Example for ordering: Type 632. 402 + Material no. 16 + Conn. BA = Ordering no. 632. 402. 16. BA

1) We reserve the right to deliver AISI 303 or AISI 304 under the material no. 16.
 2) We reserve the right to deliver AISI 316L under the material no. 17.

Continued on next page.

Other sizes available upon request.

Conversion formula for the above series: $V_2 = V_1 \sqrt{\frac{P_2}{P_1}}$
 (See page 12 for symbol definitions.)




Flat fan



Flat fan nozzles

Series 632 / 633



Spray angle A	Ordering no.										Equivalent Orifice diam. (in.)	Free passage (in.)	Flow Rate (Gallons Per Minute)							Spray Coverage @ 30 psi	
	Type	Material no.				Connection				10 psi			20 psi	liters per minute 2 bar	40 psi	60 psi	80 psi	100 psi	H=10"	H=20"	
		Male NPT																			
		303 SS 16 ¹⁾	316 SS 17 ²⁾	Brass 30	PVDF 5E	1/8"	1/4"	3/8"	1/2"												
90°	632. 216	○	-	○	-	BA	BC	-	-	.016	.008	.017	.024	.11	.034	.042	.048	.054	15	28	
	632. 276	○	-	○	-	BA	BC	-	-	.024	.012	.034	.05	.22	.07	.08	.10	.11	15	29	
	632. 306	○	○	○	○	BA	BC	-	-	.028	.016	.05	.07	.32	.10	.12	.14	.16	15	29	
	632. 336	○	○	○	○	BA	BC	-	-	.035	.020	.07	.10	.45	.14	.17	.20	.22	16	31	
	632. 366	○	○	○	○	BA	BC	-	-	.039	.020	.10	.14	.63	.20	.24	.28	.31	17	32	
	632. 406	○	○	○	○	BA	BC	-	-	.047	.028	.16	.22	1.0	.31	.38	.44	.49	17	32	
	632. 446	○	○	○	○	BA	BC	-	-	.053	.032	.19	.27	1.3	.39	.48	.55	.61	17	33	
	632. 486	○	○	○	○	BA	BC	-	-	.059	.032	.25	.35	1.6	.50	.61	.70	.78	17	33	
	632. 516	○	○	○	○	BA	BC	-	-	.065	.035	.29	.42	1.9	.59	.72	.83	.93	17	33	
	632. 566	○	○	○	○	BA	BC	-	-	.079	.043	.39	.55	2.5	.78	.95	1.1	1.2	18	33	
	632. 606	○	○	○	○	BA	BC	-	-	.087	.047	.49	.69	3.2	.98	1.2	1.4	1.5	18	34	
	632. 646	○	○	○	○*	-	BC	BE	-	-	.099	.051	.62	.88	4.0	1.2	1.5	1.8	2.0	27	51
	632. 676	○	○	○	○*	-	BC	BE	-	-	.106	.055	.74	1.0	4.8	1.5	1.8	2.1	2.3	18	34
	632. 726	○	○	○	○*	-	BC	BE	-	-	.118	.067	.98	1.4	6.3	2.0	2.4	2.8	3.1	19	35
	632. 766	○	○	○	○*	-	BC	BE	-	-	.138	.067	1.2	1.8	8.0	2.5	3.0	3.5	3.9	30	55
	632. 806	○+	○+	○+	○*	-	BC	-	BG	-	.158	.095	1.6	2.2	10.0	3.1	3.8	4.4	4.9	19	35
632. 846	○+	○+	○+	○*	-	BC	-	BG	-	.177	.095	1.9	2.7	12.5	3.9	4.8	5.5	6.1	19	35	
632. 886	○+	○+	○+	○*	-	BC	-	BG	-	.197	.122	2.5	3.5	16.0	5.0	6.1	7.0	7.9	19	36	
632. 926	○+	○+	○+	○*	-	BC	-	BG	-	.217	.165	3.1	4.4	20.0	6.2	7.6	8.8	9.8	21	40	
632. 966	○	○	○	-	-	-	-	BG	-	.236	.185	3.9	5.5	25.0	7.8	9.5	11.0	12.3	21	40	
120°	632. 187	○	-	○	-	BA	BC	-	-	.014	.008	.012	.018	.08	.025	.030	.035	.039	25	47	
	632. 217	○	-	○	-	BA	BC	-	-	.016	.008	.017	.024	.11	.034	.042	.048	.054	25	48	
	632. 247	○	-	○	-	BA	BC	-	-	.020	.008	.025	.035	.16	.05	.06	.07	.08	26	48	
	632. 277	○	-	○	-	BA	BC	-	-	.024	.012	.034	.05	.22	.07	.08	.10	.11	26	49	
	632. 307	○	○	○	○	BA	BC	-	-	.028	.012	.05	.07	.32	.10	.12	.14	.16	26	49	
	632. 337	○	○	○	○	BA	BC	-	-	.035	.016	.07	.10	.45	.14	.17	.20	.22	26	50	
	632. 367	○	○	○	○	BA	BC	-	-	.039	.020	.10	.14	.63	.20	.24	.28	.31	26	50	
	632. 407	○	○	○	○	BA	BC	-	-	.047	.024	.16	.22	1.0	.31	.38	.44	.49	26	50	
	632. 447	○	○	○	○	BA	BC	-	-	.053	.024	.19	.27	1.3	.39	.48	.55	.61	27	50	
	632. 487	○	○	○	○	BA	BC	-	-	.059	.024	.25	.35	1.6	.50	.61	.70	.78	27	50	
	632. 517	○	○	○	○	BA	BC	-	-	.065	.035	.29	.42	1.9	.59	.72	.83	.93	27	50	
	632. 567	○	○	○	○	BA	BC	-	-	.079	.035	.39	.55	2.5	.78	.95	1.1	1.2	27	51	
	632. 607	○	○	○	○	BA	BC	-	-	.087	.043	.49	.69	3.2	.98	1.2	1.4	1.5	27	51	
	632. 647	○	○	○	-	-	BC	BE	-	-	.099	.051	.62	.88	4.0	1.2	1.5	1.8	2.0	27	51
	632. 677	○	○	○	○*	-	BC	BE	-	-	.106	.055	.74	1.0	4.8	1.5	1.8	2.1	2.3	28	52
	632. 727	○	○	○	○*	-	BC	BE	-	-	.118	.063	.98	1.4	6.3	2.0	2.4	2.8	3.1	29	54
632. 767	○	○	○	○*	-	BC	BE	-	-	.138	.067	1.2	1.8	8.0	2.5	3.0	3.5	3.9	30	55	
632. 807	○	○	○	-	-	BC	-	BG	-	.158	.079	1.6	2.2	10.0	3.1	3.8	4.4	4.9	31	57	
632. 847	○+	○+	○+	○*	-	BC	-	BG	-	.177	.091	1.9	2.7	12.5	3.9	4.8	5.5	6.1	31	57	
632. 887	○	○	○	-	-	-	-	BG	-	.197	.102	2.5	3.5	16.0	5.0	6.1	7.0	7.9	31	57	
632. 927	○	○	○	-	-	-	-	BG	-	.217	.114	3.1	4.4	20.0	6.2	7.6	8.8	9.8	31	57	

* Only available in connection BC
 + Only available in connection BG

Other sizes available upon request.

Example Type + Material no. + Conn. = Ordering no.
for ordering: 632. 406 + 16 + BA = 632. 406. 16. BA

1) We reserve the right to deliver AISI 303 or AISI 304 under the material no. 16.
 2) We reserve the right to deliver AISI 316L under the material no. 17.

A listing of alternatives for various assembly possibilities is shown in the Accessories section beginning on page 125.

Conversion formula for the above series: $V_2 = V_1 \sqrt{\frac{P_2}{P_1}}$
 (See page 12 for symbol definitions.)



Flat fan