





# Rotating cleaning nozzles "PTFE Whirly" Series 573 / 583

## Series 573 / 583

The PTFE Whirly is commonly used for applications in the chemical, pharmaceutical and food industries. It works with rotating solid jets and is suitable for use in corrosive environments. The slip-on connection meets 3A standards and is excellent for dairy applications.



To see video

Scan the QR-code  
or go to:  
[www.lechlerusa.com](http://www.lechlerusa.com)

	<b>Max. tank diameter [ft]</b>	0	5	10	15	20	25	30
--	--------------------------------	---	---	----	----	----	----	----



**Material**  
PTFE



**Max. temperature**  
203°F/ 95°C  
(Versions for use with higher temperature on request)



**Recommended operating pressure**  
30 psi



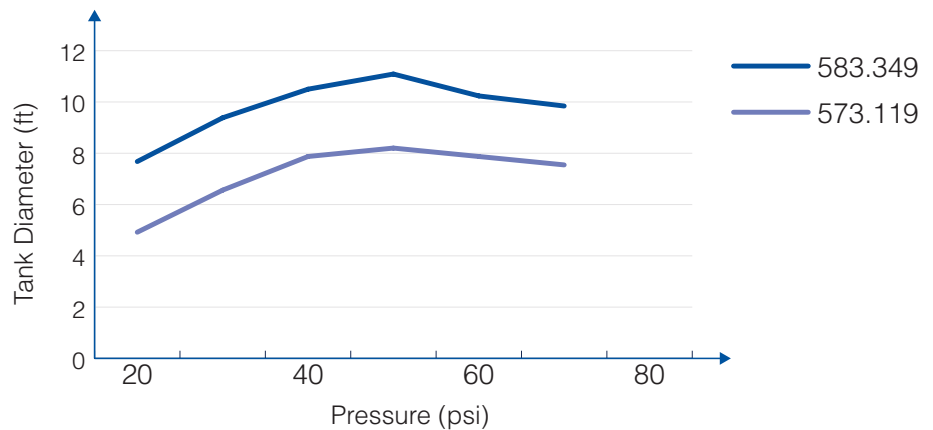
**Installation**  
Operates in every direction



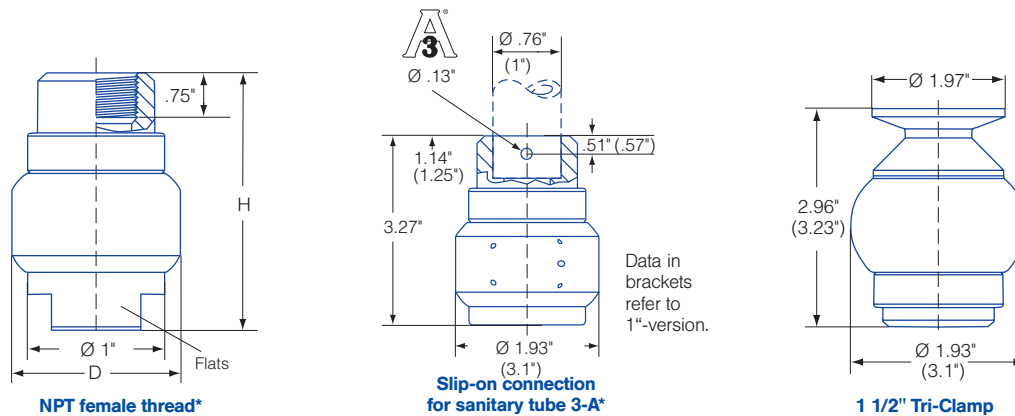
**Filtration**  
Line strainer with a mesh size of 0.3 mm/50 Mesh



**Bearing**  
Sleeve bearing made of PTFE



Overview of the tank diameter, depending upon the pressure of series 573 / 583



Spray angle	R-clip	Ordering no.					Free Passage (in.)	Flow Rate (Gallons Per Minute)				Dimensions for female thread version		Max. tank diameter [ft]	
		Type	Connection					20 psi	liters per minute	40 psi	60 psi	Height H [in]	Diameter D [in]		
			3/4" Female NPT	1" Female NPT	3/4" Slip-on	1" Slip-on									1 1/2" Tri-Clamp
180°	1)	583. 114. 55	BL	-	TF07	-	15	.083	16	67	21	25	2.91	1.93	8.2
	1)	583. 264. 55	BL	-	TF07	-	15	.129	32	145	45	55	2.91	1.93	9.2
	2)	583. 344. 55	-	BN	-	-	15*	.279	49	225	70	85	3.94	3.09	10.5
180°	1)	573. 114. 55	BL	-	TF07	-	15	.083	16	67	21	25	2.91	1.93	8.2
	1)	573. 264. 55	BL	-	TF07	-	15	.129	32	145	45	55	2.91	1.93	9.2
	2)	573. 344. 55	-	BN	-	-	15*	.279	49	225	70	85	3.94	3.09	10.5
270°	1)	583. 116. 55	BL	-	TF07	-	15	.094	16	67	21	25	2.91	1.93	8.2
	1)	583. 266. 55	BL	-	TF07	-	15	.133	32	145	45	55	2.91	1.93	9.2
	2)	583. 346. 55	-	BN	-	-	15*	.232	49	225	70	85	3.94	3.09	10.5
270°	1)	573. 116. 55	BL	-	TF07	-	15	.094	16	67	21	25	2.91	1.93	8.2
	1)	573. 266. 55	BL	-	TF07	-	15	.133	32	145	45	55	2.91	1.93	9.2
	2)	573. 346. 55	-	BN	-	-	15*	.232	49	225	70	85	3.94	3.09	10.5
360°	1)	583. 119. 55	BL	-	TF07	-	15	.056	13	58	18	22	2.91	1.93	7.9
	1)	583. 209. 55	BL	-	TF07	-	15	.138	22	100	31	38	2.91	1.93	8.2
	1)	583. 269. 55	BL	-	TF07	-	15	.189	32	145	45	55	2.91	1.93	9.2
	2)	583. 279. 55	-	BN	-	TF10	15*	.146	33	150	47	58	3.94	3.09	9.8
	2)	583. 349. 55	-	BN	-	TF10	15*	.220	50	226	70	86	3.94	3.09	10.5

\* Complies with and is authorized to use with 3-A\* symbol.

The maximum tank diameter shown above applies for the recommended operating pressure and is indicative only. The cleaning result is also affected by the type of soiling.

### Information on operation

- Operation with compressed air purge only for short-term usage. Operation above the recommended operating pressure means higher wear and smaller droplets. This might have adverse effects on the cleaning result. PTFE is a registered trademark of E. I. Dupont De Nemours and Company.

### Slip-on information

- R-clip made of stainless steel AISI 316 L is included (Ordering no.: R-clip 1: 095.022.1Y.50.88.E), R-clip 2: 095.022.1Y.50.60.E).
- Depending on diameter of the adapter the flow rate can increase due to leakage between the connection and rotating cleaning nozzle.

**Example of ordering:** Type 583. 114. 55. + Connection BL = Ordering no. 583. 114. 55. BL